



PRE-UNI NEW COLLEGE

Head Office: 5 The Crescent, Strathfield NSW 2135 PH: 9746 7000 FAX: 9746 6999
Email: info@newcollege.edu.au Website: nsw.newcollege.com.au / www.cyberschool.com.au

Welcome to Pre-uni New College Cyberschool!



Cyberschool is a special e-learning website (www.cyberschool.com.au) hosted by Pre-uni New College and provides the extensive educational services to help students revise their entire Pre-uni New College class work. Students can register for their own Cyberschool account to access its services.

Services vary depending on the course registered, and each service has its due date so students should enjoy all provided services until expiry as there is no extension.

Once registered Year 4 WEMT Course, students can:

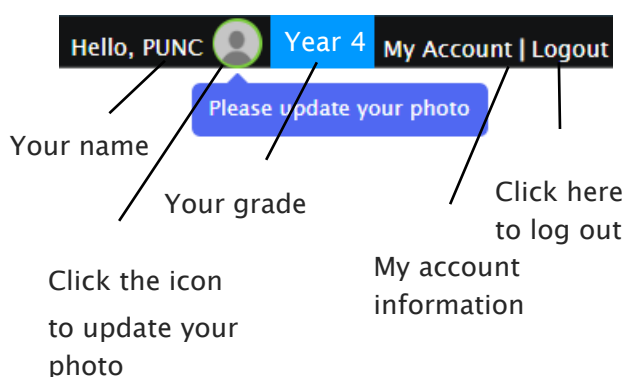
- download **Module Answers** during the term.
- watch **Video Lessons** and access **Live Webinar** session for revision within given period.
- try online quizzes (**S.O.Q**) to revise their module concepts during the term.
- try weekly **Vocabulary Tests** to assess knowledge of the meaning and use of the words during the term.
- try weekly **TS/MR Homework Questions** for extra practice during the term, and attempt revision tests until the last day of next holiday.
- try weekly **S-Maths Homework** to develop strong mathematical skills during the term.
- try weekly **Novel Study Homework** and **English Extension Homework** for more practice on English study during the term.
- attempt online **Term Test** on Week 8, download **Term Test Report** during the **Term Test Review** period and review up to 10 questions missed in Maths/TS term tests.
- try **GA Practice for Scholarship Test** and **Reading 310** for more practice during the term.

How can I get my Cyberschool account?

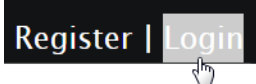
1. Go to www.cyberschool.com.au.
2. Click 'Register' on the top right corner of the main page.




3. Enter your student id number, date of birth and email address in the registration fields. Click the 'Submit' button.
4. Once you have submitted, you will be given a verification email, where it will contain the activation link.
5. Check your email inbox to find the verification email from the Cyberschool team. **If you can't find it in your inbox, check the junk folder. It will be there, if so, unmark it as junk.**
6. Click on the activation link. **If the link doesn't work, copy and paste the link into the address bar of your internet browser and press the enter key.**
7. The link will open a window for password creation (Sign Up) page. Enter your desired password twice in the following fields and click Submit.
8. Once registered, you will be logged into the site. The login status bar is located on the top right of the page which looks like Fig 1 below. If you want to log out, click 'Logout'.
9. Next time you want to log in, click 'Login' and enter your student number and password.



I forgot my password.

1. Click 'Login' at the top right of the page.
- 
2. Click 'Forgot your password?' menu next to the Login button.
 3. Enter your student id number, date of birth, email address and click 'Submit'.
 4. Check your email account for your temporary password.
 5. Log on to the Cyberschool with your temporary password.

How can I change my password?

1. Log on to the Cyberschool and click 'My Account' on the top right corner of the main page.
- 
2. Click 'Change my password' menu and enter new password twice then click 'Submit'.
 3. A confirmation message will appear.

Scan the code below to check out how to register for the Cyberschool website!



Year 4 WEMT Course

How to Download Module Answers

1. Click on the 'Material' menu in the top navigation bar.
2. [Fig. 1] Click on the answer icon for the desired subject and the file download will start.
3. Module Answers will expire at the end of next holiday. Please note the date and remember to access them when available.

How to View the Video Lessons

1. Click on 'VOD Lesson' under 'Video' menu in the top navigation bar.
2. [Fig. 2] Click on the lesson icon for the desired subject.

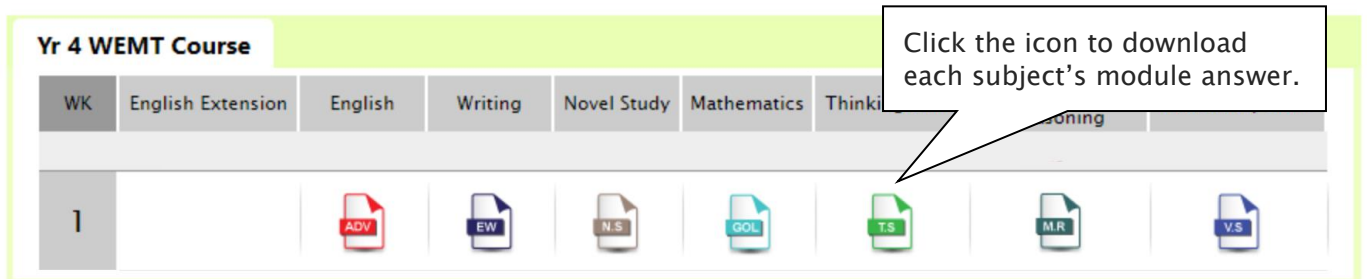


Scan the code below to check out how to download Module Answer!




3. Each Video Lesson will be available for **three weeks** from every Saturday for the corresponding module.

[Fig. 1]



[Fig. 2]



What is Live Webinar?

For revision of each module studies, Year 3–5 WEMT course students (both Standard and Cyber options) will be able to attend Live Webinar session during the weekdays (**Tuesday: English / Wednesday: Maths / Thursday: MR&TS**).

The lesson registration link will be activated every Saturday and lesson will be provided on designated day/session. Replay Link of each week’s lesson will be generated for revision.

Please note that this will expire on the same date as the corresponding module Video Lesson (refer to the **Overall Cyberschool Service Schedule** on the last page.).

How to Register Webinar Lesson

1. Click on the ‘Live Lesson Link’ under ‘My Page’ menu in the top navigation bar.
2. [Fig. 1] Click the button to register session.

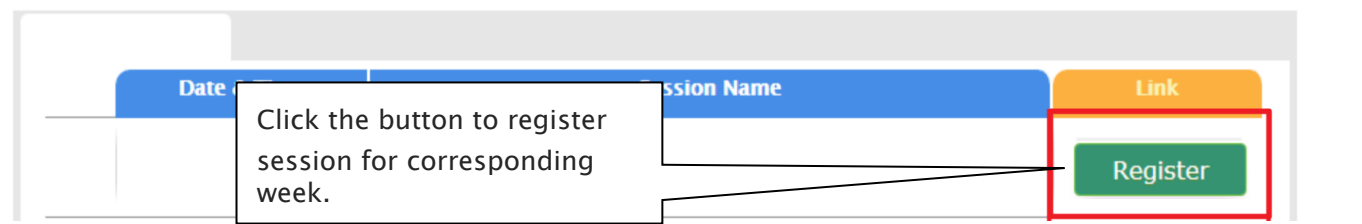
How to Watch Recorded Session

1. Click on ‘Live Lesson Video’ under ‘Video’ menu in the top navigation bar.
2. [Fig. 2] Click on the lesson icon for the desired subject.

[Fig. 1]

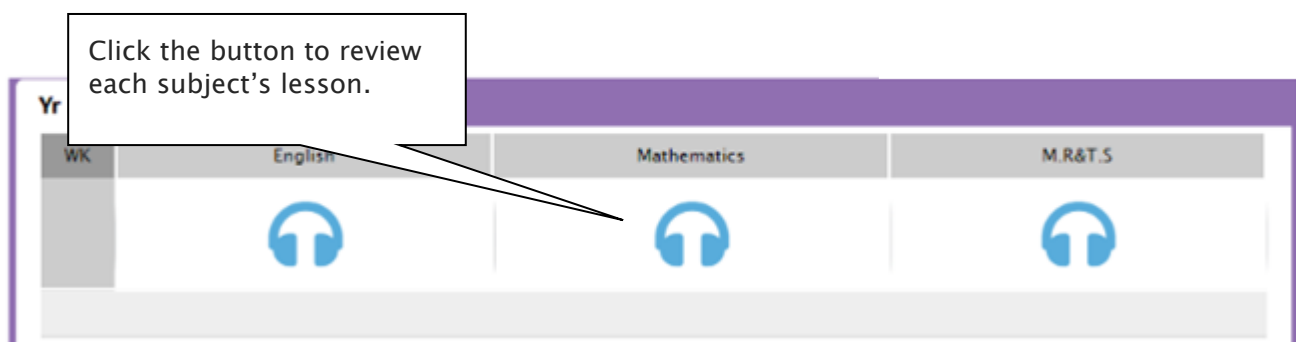
Online Live Lesson Time & Link

[*You can check our all upcoming online live lesson links here](#)



[Fig. 2]

Live Lesson Video



What is S.O.Q?

The **S.O.Q** (Special Online Quiz) service will enable students to practise their revision questions online at their own pace.

4 quizzes will be uploaded in weeks **2** (Modules 1&2), **4** (Modules 3&4), **6** (Modules 5&6) and **8** (Modules 7&8) of the course. Each quiz will have 10 Maths, 10 English and 10 Thinking Skills questions. Complete all S.O.Q is strongly encouraged for students, as these quizzes are helpful to build up a solid foundation in each area.

The **Special Online Quiz** will expire at the end of every term. Please note the date and remember to access them when available.

How to Do S.O.Q

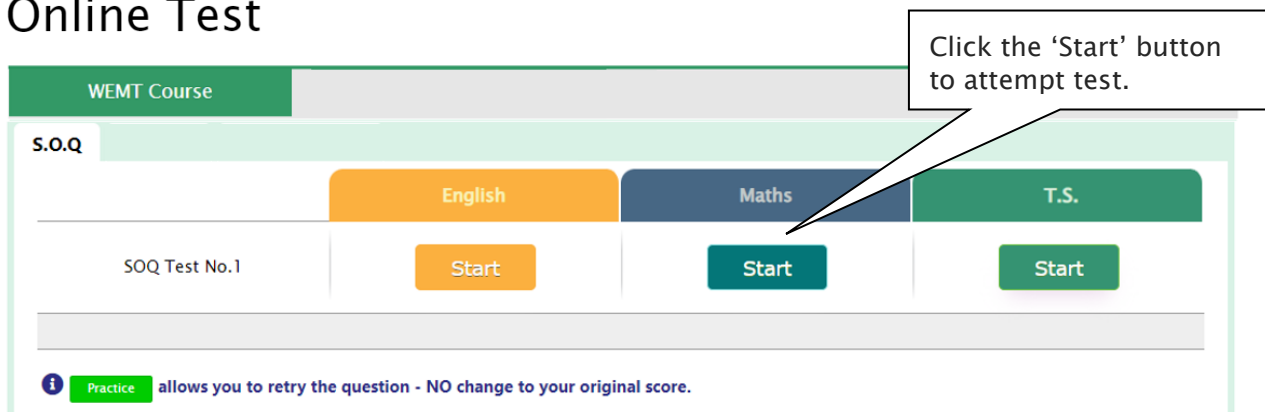
1. Click the 'Online Test' below 'My Test' on the top menu bar.
2. **[Fig. 1]** Click 'Start' button on the subject you want to attempt.
3. Read the instructions and when you are ready, click 'Start'.
4. The quiz questions will appear on the screen. When you finish all the questions, click the 'Finish' button at the bottom right corner.
5. **[Fig. 2]** Test results and review service are accessible at 'Online Test' section.

If the test mark is '0', 'Re-Test' button will appear to reset the test.

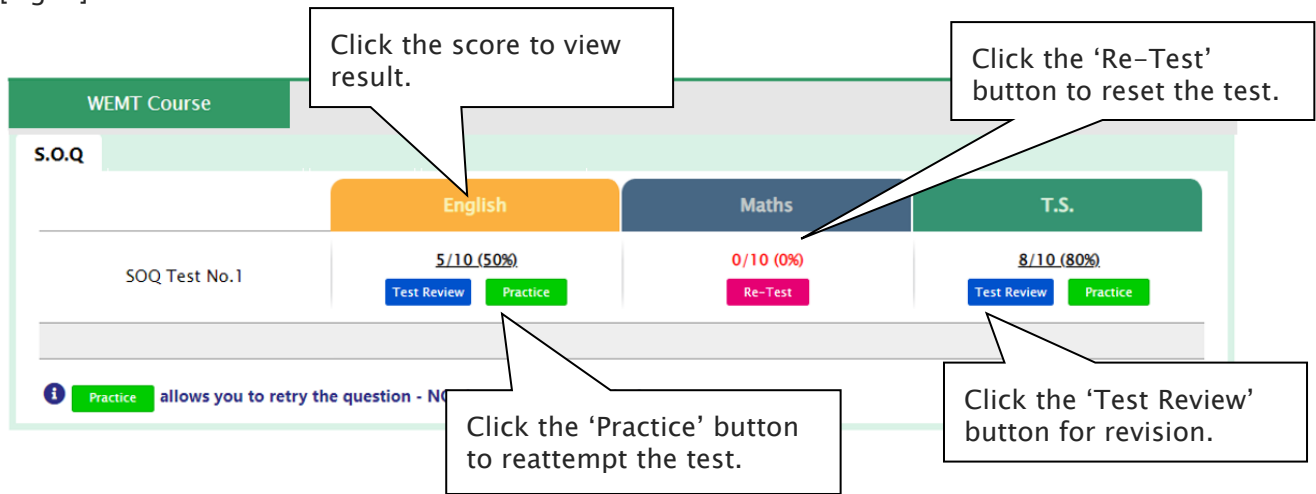
Reattempting test is available by clicking 'Practice' button next to the 'Test Review'. This will not affect to the original score.
6. **[Fig. 3]** S.O.Q completion chart will be included on the Term Test Report, so please finish all tests by Week 9 of the term.

[Fig. 1]

Online Test



[Fig. 2]



[Fig. 3]

Special Online Quiz				
Subject	No. 1	No.2	No.3	No.4
English	☹	☹	☹	☹
Mathematics	☹	☹	☹	☹
T.S.	☹	☹	☹	☹
Combined Score	☹	☹	☹	☹

What is Vocabulary Test?

Building a strong vocabulary is critical as it improves all areas of communication and leads them to succeed in future selection tests like OC and selective high school exam. Students with high vocabulary skills tend to have high comprehension scores in English and thinking skills tests.

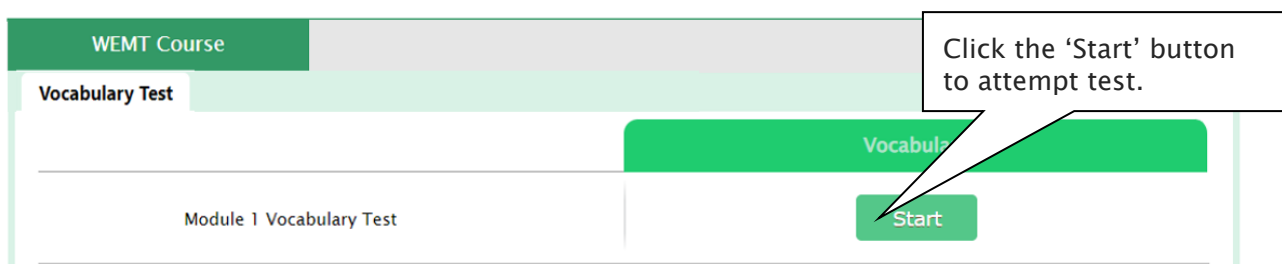
For these reasons, Cyberschool is offering students the online vocabulary test each week. Students thoroughly study the Vocabulary Skills module during the week and take the test to assess their knowledge of the meaning and use of those words.

The **Vocabulary Test** will expire at the end of every term. Please note the date and remember to access them when available.

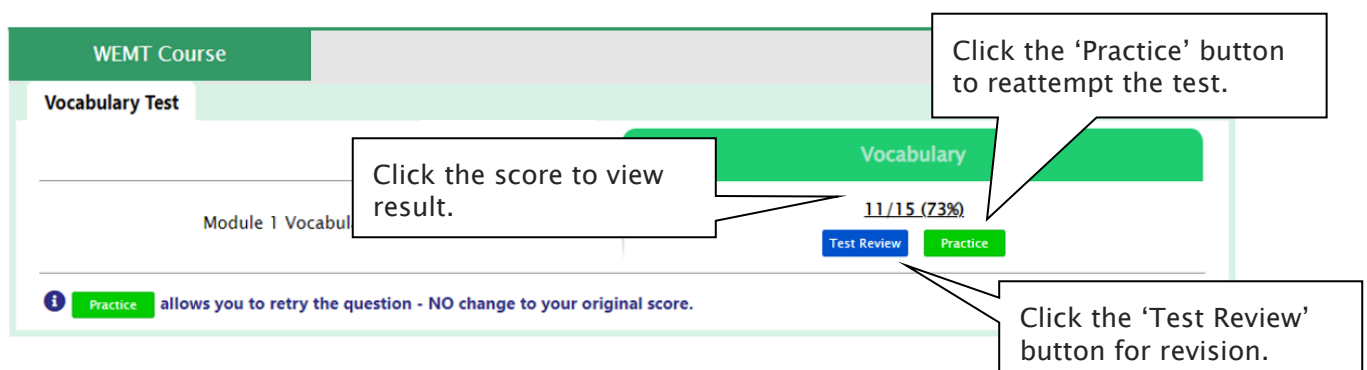
How to Do Vocabulary Test

1. Click the 'Online Test' below 'My Test' on the top menu bar.
2. [Fig. 1] Click 'Start' of each module's test.
3. Read the instructions and when you are ready, click 'Start.'
4. The questions will appear on the screen. When you finish all the questions, click the 'Finish' button at the bottom right corner.
5. [Fig. 2] Test results and review service are accessible at 'Online Test' section as well.
If the test mark is '0', 'Re-Test' button will appear to reset the test.
Reattempting test is available by clicking 'Practice' button next to the 'Test Review'. This will not affect to the original score.
6. Test results and review service are accessible at 'My result' under My Page section as well.

[Fig. 1]



[Fig. 2]



What is TS/MR Homework Question?

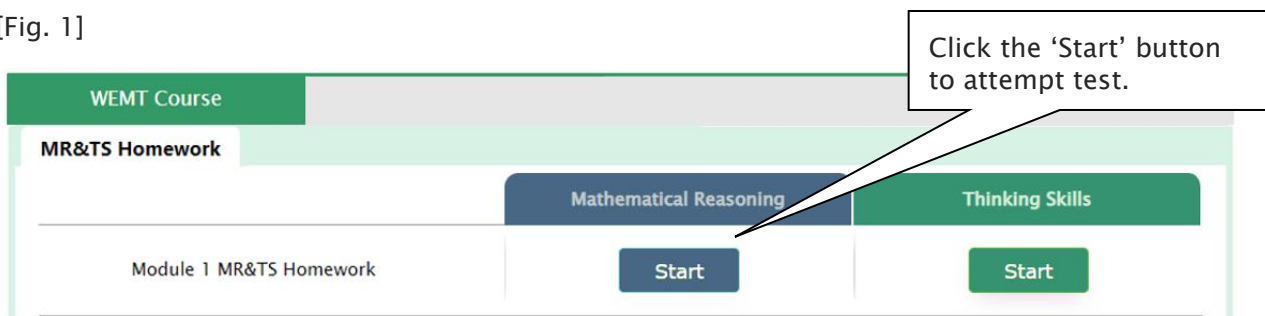
For more practice on Mathematical Reasoning and Thinking Skills, Year 4 WEMT course students will be able to attempt 5 questions each as a homework every week until Week 10. The **TS/MR Homework Question** will expire at the end of every term. Please note the date and remember to access them when available.

Five (5) sets of revision tests will open during the school holiday period, to support our WEMT students' continuing studies. These revision tests are designed to help students revise the previous mathematical reasoning and thinking skills topics and prepare for their next term WEMT studies.

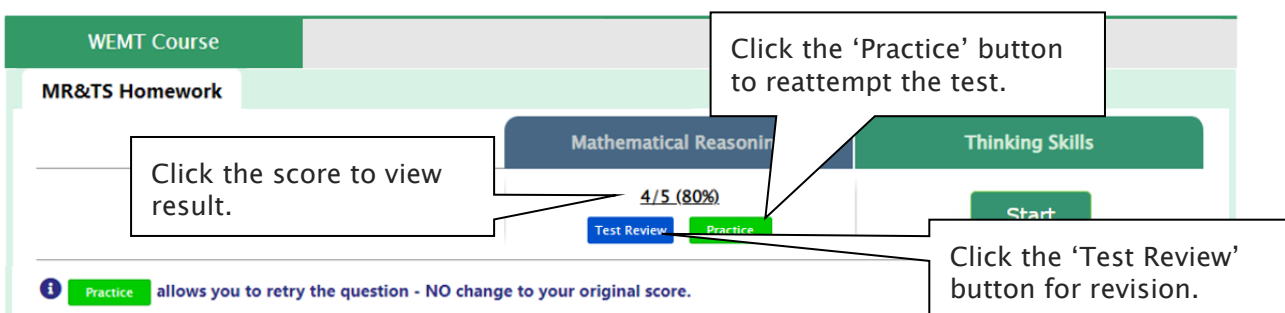
How to Complete Homework Question

1. Click the 'Online Test' below 'My Test' on the top menu bar.
2. [Fig. 1] Click 'Start' of each module's test.
3. Read the instructions and when you are ready, click 'Start.'
4. The questions will appear on the screen. When you finish all the questions, click the 'Finish' button at the bottom right corner.
5. [Fig. 2] Test results and review service are accessible at 'Online Test' section as well.
If the test mark is '0', 'Re-Test' button will appear to reset the test.
Reattempting test is available by clicking 'Practice' button next to the 'Test Review'. This will not affect to the original score.
6. Test results and review service are accessible at 'My result' under My Page section as well.

[Fig. 1]



[Fig. 2]



What is Supplementary Maths Homework?

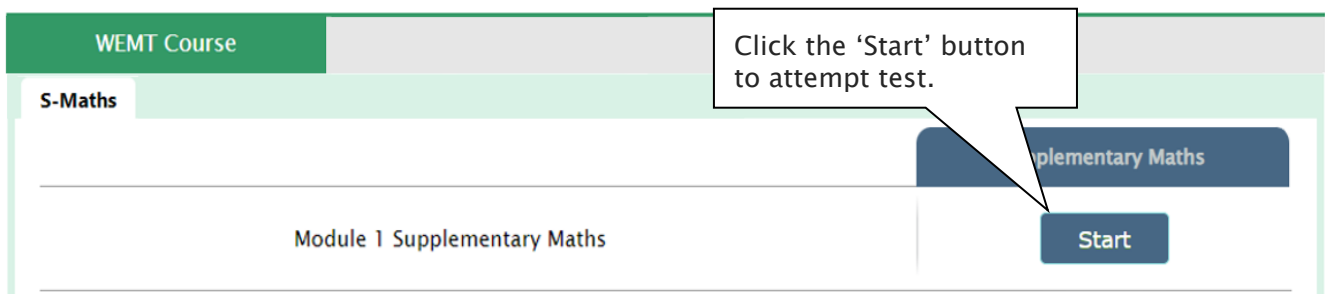
The Supplementary Maths (S-Maths) online homework is provided to Year 4 WEMT students as an extra homework. Each week’s test corresponds to the topics studied in the respective module of the WEMT Maths book. Students are encouraged to complete weekly test questions to develop a strong mathematical skill.

The S-Maths module questions will expire at the end of every term. Please note the date and remember to access them when available.

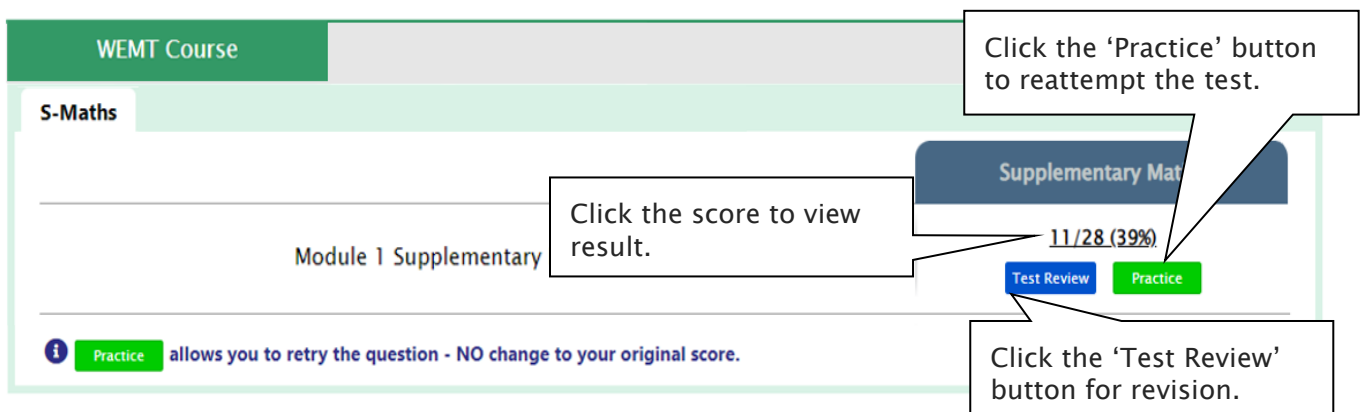
How to Do S-Maths Homework

1. Go to ‘Online Test’ below ‘My Test’ on the top menu bar.
2. [Fig. 1] Click ‘S-Maths’ tab at the top of the test window. Click ‘Start’ of each module’s test.
3. [Fig. 2] Test results and review service are accessible at ‘Online Test’ section as well.
If the test mark is ‘0’, ‘Re-Test’ button will appear to reset the test.
Reattempting test is available by clicking ‘Practice’ button next to the ‘Test Review’. This will not affect to the original score.
4. Test results and review service are accessible at ‘My result’ under My Page section as well.

[Fig. 1]



[Fig. 2]



What is Novel Study and English Extension Homework?

For more practice on English, Year 4 WEMT course students will be able to attempt additional module questions of Novel Study and English Extension as a homework during the term.

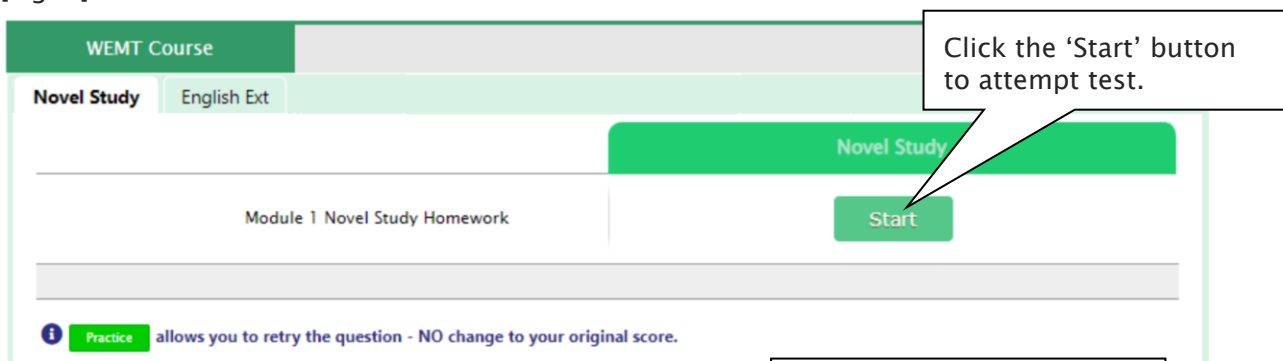
Each **Novel Study** module questions will be posted on Saturday, and available to complete until the end of the next holiday course period. Each module corresponds to the chapter(s) of the respective module of the WEMT Novel book. Students will be tested Comprehension, Quotes, Verbal Reasoning, Language and Vocabulary questions.

English Extension homework will be posted on Saturday, on Weeks 2–9, and available to complete until the end of the next holiday course period. Practice questions of different text type – Reading Comprehension, Poem, Gapped Text and Multiple Matching will be helpful for students who prepare for OC and selective high school exam.

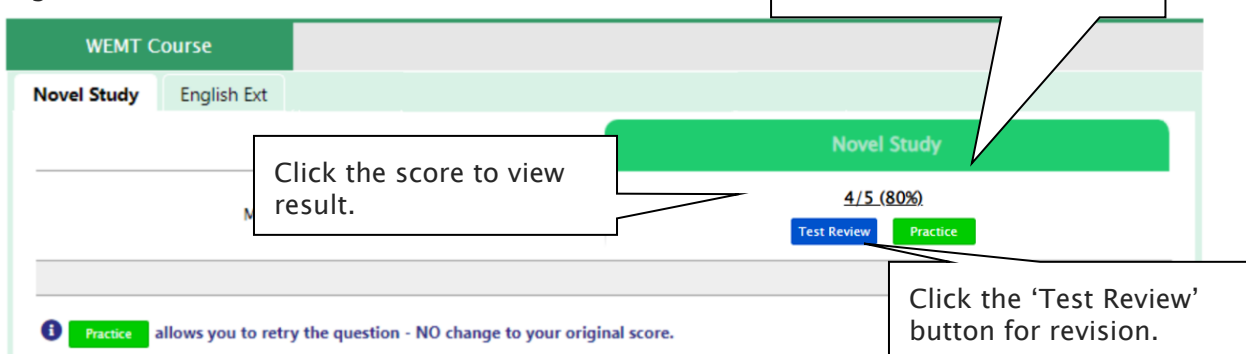
How to Do Novel Study & English Extension Homework

1. Go to ‘Online Test’ below ‘My Test’ on the top menu bar.
2. [Fig. 1] Click ‘Novel Study’ or ‘English Extension’ tab at the top of the test window. Click ‘Start’ of each module’s test.
3. [Fig. 2] Test results and review service are accessible at ‘Online Test’ section as well. If the test mark is ‘0’, ‘Re-Test’ button will appear to reset the test. Reattempting test is available by clicking ‘Practice’ button next to the ‘Test Review’. This will not affect to the original score.
4. Test results and review service are accessible at ‘My result’ under My Page section as well.

[Fig. 1]



[Fig. 2]



What is the Online Term Test and Test Review?

Year 4 WEMT course students will take the term tests in week 8 of each term. Term test is for assessment and subsequent reporting — generating valuable feedback for students and parents, this also will be the only indicator of next term’s class allocation.

Students must complete all tests within the test opening period as there will be NO catch-up tests available after the test period.

Term test reports will be sent out to the parents by email at the end of the term. The report contains the information about total marks, achievement level (position), comprehensive comments on each test component and students’ Special Online Quiz (S.O.Q) scores. Students must complete all S.O.Q by Week 9 to make the scores available on their report.

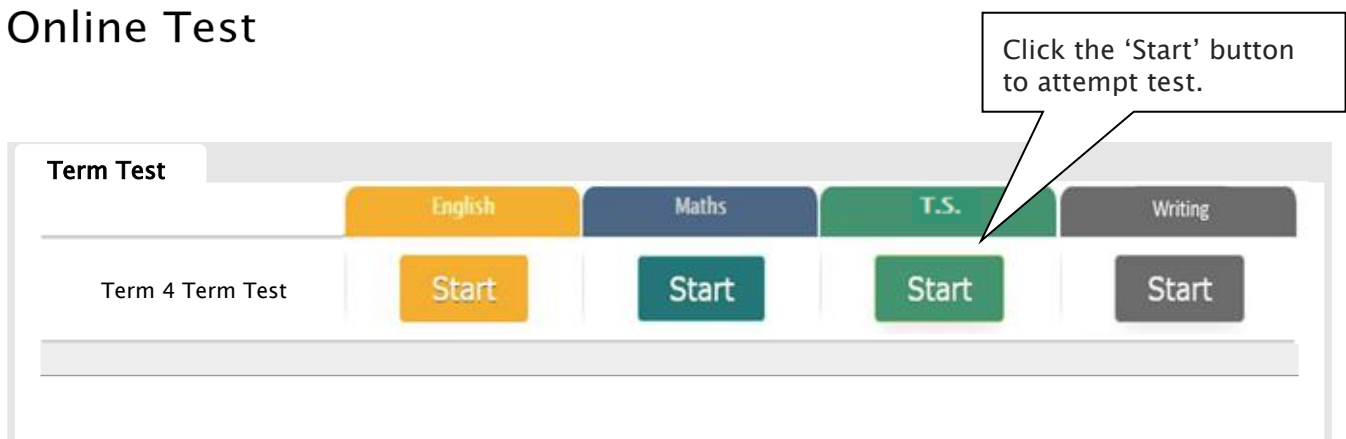
Students can access the term test review service during the first week of each school holiday period and review the (max 10) Maths and Thinking Skills term test questions they missed. They are encouraged to revise all questions it provides and build up a solid foundation before their next term’s studies.

How to Complete the Online Term Test

1. Login to the Cyberschool during the online term test period.
2. Move your mouse cursor on the ‘My Test’ menu and click ‘Online Test’. Click ‘Term Test’ tab at the top of the screen.
3. [Fig. 1] You will then see the test subjects and start buttons like below. Click ‘Start’ button to begin the test.
4. Read the test instruction and when you’re ready, click ‘Start’ at the bottom of the screen.
5. Read each question carefully and show your answer using the mouse.
6. When you completed the test, click ‘Finish’ button at the bottom right corner.

[Fig. 1]

Online Test



How to Access Term Test Review

1. Login to the Cyberschool during the term test review period.
2. Click ‘Term Test Review’ under ‘Test Review’ menu in the top menu bar.
3. Read and agree to the Conditions of Use.
4. [Fig. 2] Click the test subject – Maths or TS, then click the question number to reveal the question and revise.

How to Download My Term Test Report

1. Login to the Cyberschool during the term test review period.
2. Click ‘My Result’ below ‘My Page’ menu in the top menu bar.
3. Click the download link.

Term Test Review – FAQ

Q. When can I see the questions after the term test?

A. The term test review service will be available during the first week of each school holiday period (Mon–Sun). Please don’t miss out the service during the first week of each school holiday.

Q. I can’t see any question. What’s the problem?

A. The service retrieves the questions you incorrectly answered in the Maths and Thinking Skills tests. Therefore, if there is no test result of you (i.e. you didn’t take the test or your test hasn’t been marked yet.), it does not show any question.

Q. I can’t find the question I want to see.

A. It shows maximum of 10 questions based on your term test result. If you missed out more than 10 questions, the hardest 10 questions are selected for your review. If the question you want to see is not harder than the chosen 10 questions, it will not appear.

Q. When I click the ‘My Result’ menu, it says ‘no result available’.

A. My Result service is available during the term test review period only. When the review period has expired, it’s not accessible.

[Fig. 2]

The screenshot shows the 'Term Test Review' page. At the top, there are links for 'Maths' and 'T.S.'. Below these is a red-bordered box containing the text 'Click the test subject you want to revise.' with an arrow pointing to the subject links. Below this is a table of questions with columns for 'Question No.' and '% answered correctly'. At the bottom right of the table is a yellow 'Start Review' button, which is also highlighted with a red-bordered box and an arrow. A red-bordered box with the text 'Click the below button to review questions with solution.' points to the 'Start Review' button.

Question No.	% answered correctly
01	46%
05	31%
13	23%
14	33%
25	31%
27	14%
28	44%
29	33%
31	32%
35	29%

What is GA Practice for Scholarship Test?

GA Practice for Scholarship Test is an online self-paced test practice that is designed for students who want to build a solid foundation for general ability skills, especially for the preparation of the AAS, ACER or Edutest private school scholarship tests.

The tests cover both verbal and non-verbal reasoning skills and each section is categorised into a comprehensive number of question types. By taking this tests, students will be able to do thorough study of almost all possible question types and complete a variety of practical, challenging and mind-stimulating questions.

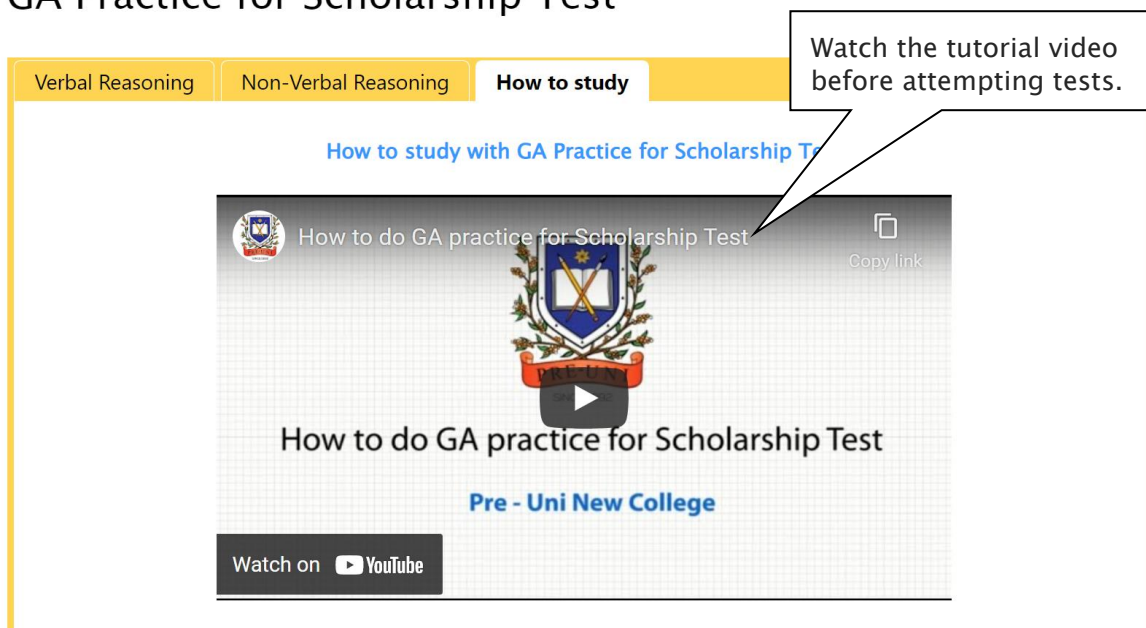
Students currently taking our regular term course in NSW can take this course for free until the next term begins.

How to Do GA Scholarship Test

1. Click the ‘GA for Scholarship’ below ‘My Test’ on the top menu bar.
2. [Fig. 1] Watch the tutorial video that shows step-by-step instructions on how to access and take the test.
3. [Fig. 2] Click ‘Start’ of each category test.
4. Read the instructions and when you are ready, click ‘Start.’
5. The questions will appear on the screen. When you finish all the questions, click the ‘Finish’ button at the bottom right corner.
6. [Fig. 3] Click the test score to review all questions. Reattempting test is available by clicking ‘Re-Test’ button.

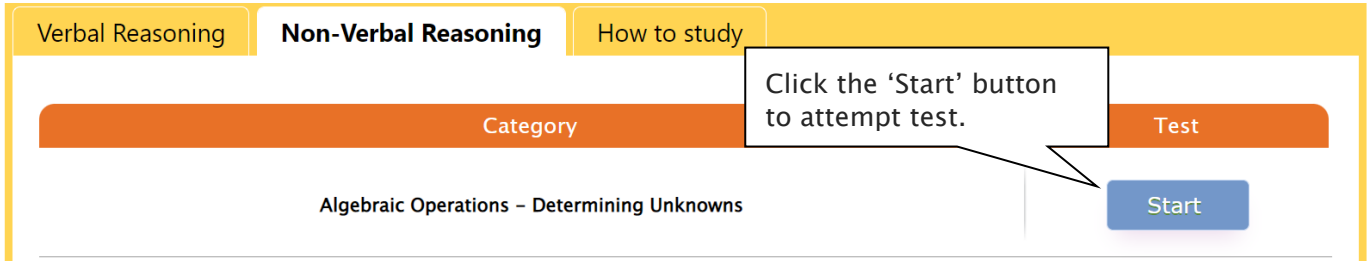
[Fig. 1]

GA Practice for Scholarship Test



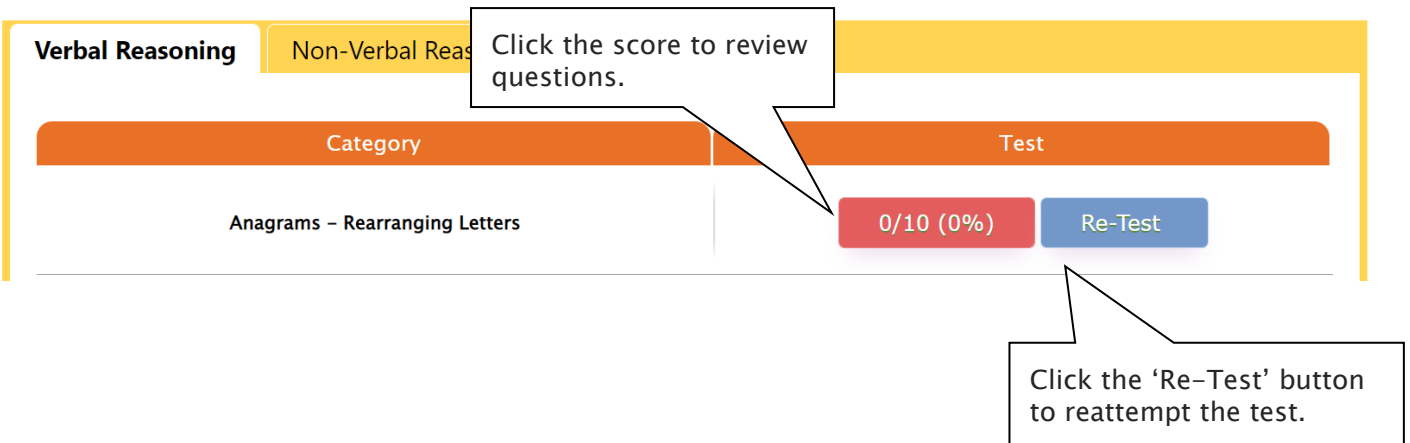
[Fig. 2]

GA Practice for Scholarship Test



[Fig. 3]

GA Practice for Scholarship Test



What is Reading 310 Test?

Reading 310 Test is an online self-paced test practice that is designed for students to help them enhance their reading comprehension skill for the preparation of selection tests like OC, selective school placement and private school scholarship tests.

Each test contains a comprehensive number of reading questions covering inference skills for reading with short passage, true/false, gapped texts etc. Students can log in to Cyberschool and attempt up to 10 tests during the term. By completing tests, students will be able to do thorough study of important question types and complete a variety of challenging reading skill questions.

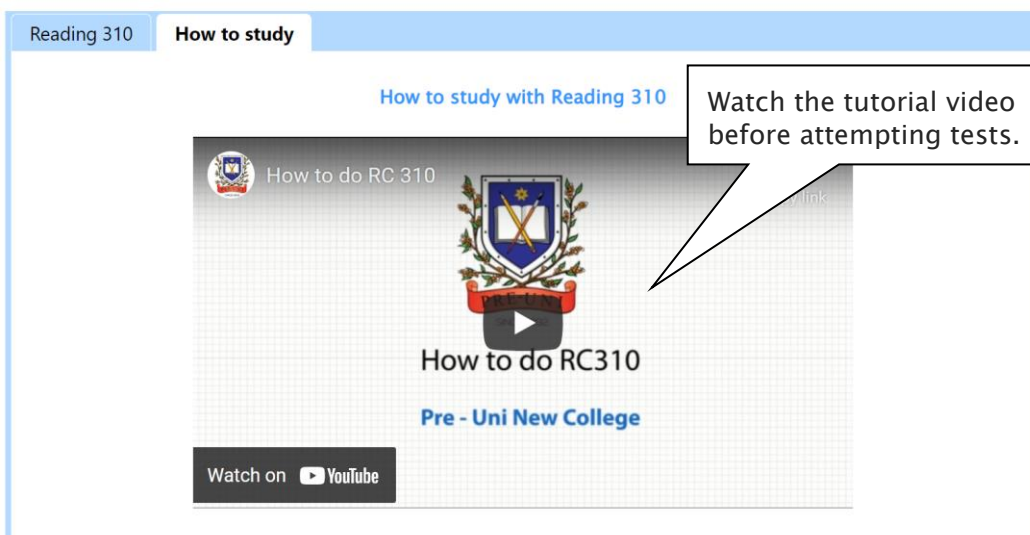
Students currently taking our regular term course in NSW can take this course for free until the next term begins.

How to Do Reading 310

1. Click the 'Reading 310' below 'My Test' on the top menu bar.
2. [Fig. 1] Watch the tutorial video that shows step-by-step instructions on how to access and take the test.
3. [Fig. 2] Click 'Start' of each test.
4. Read the instructions and when you are ready, click 'Start.'
5. The questions will appear on the screen. When you finish all the questions, click the 'Finish' button at the bottom right corner.
6. [Fig. 3] Click the test score to review all questions. Reattempting test is available by clicking 'Re-Test' button.

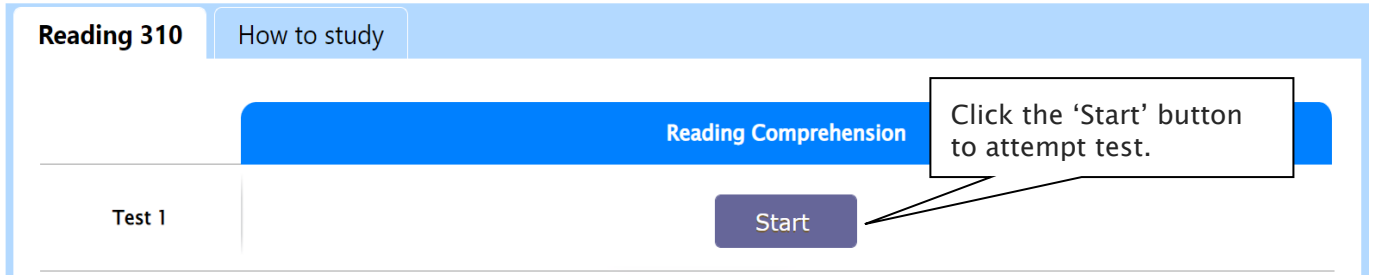
[Fig. 1]

Reading 310



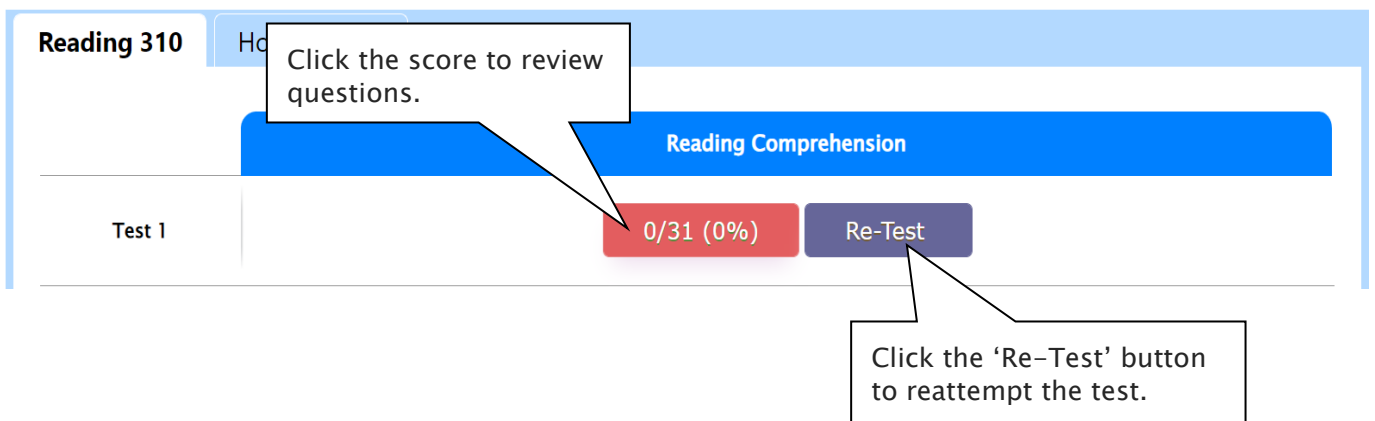
[Fig. 2]

Reading 310



[Fig. 3]

Reading 310



Below is the Overall Cyberschool Service Schedule for 2023 Term 4 Year 4 WEMT Course.

Week	Module Answer Vocabulary Test S-Maths H/W Novel Study H/W	TS/MR Homework	Live Webinar	English Extension H/W	S.O.Q	Term Test		Video Lesson	
	Service Start	Service Start	Registration Open	Service Start	Service Start	Service Start	Service End	Service Start	Service End
Week 1	07/10/2023	07/10/2023	07/10/2023					07/10/2023	30/10/2023
Week 2	14/10/2023	14/10/2023	14/10/2023	14/10/2023	14/10/2023			14/10/2023	06/11/2023
Week 3	21/10/2023	21/10/2023	21/10/2023	21/10/2023				21/10/2023	13/11/2023
Week 4	28/10/2023	28/10/2023	28/10/2023	28/10/2023	28/10/2023			28/10/2023	20/11/2023
Week 5	04/11/2023	04/11/2023	04/11/2023	04/11/2023				04/11/2023	27/11/2023
Week 6	11/11/2023	11/11/2023	11/11/2023	11/11/2023	11/11/2023			11/11/2023	04/12/2023

Week	Module Answer Vocabulary Test S-Maths H/W Novel Study H/W	TS/MR Homework	Live Webinar	English Extension H/W	S.O.Q	Term Test		Video Lesson	
	Service Start	Service Start	Registration Open	Service Start	Service Start	Service Start	Service End	Service Start	Service End
Week 7	18/11/2023	18/11/2023	18/11/2023	18/11/2023				18/11/2023	11/12/2023
Week 8	25/11/2023	25/11/2023	25/11/2023	25/11/2023	25/11/2023	25/11/2023	01/12/2023	25/11/2023	18/12/2023
Week 9	02/12/2023	02/12/2023	02/12/2023	02/12/2023				02/12/2023	25/12/2023
Week 10	09/12/2023	09/12/2023	09/12/2023					09/12/2023	01/01/2024
Week 11	16/12/2023		16/12/2023					16/12/2023	08/01/2024

Module Answers, S.O.Q, Weekly Vocabulary Test, S-Maths, Novel Study and English Extension Homework will be available until **8th January 2024**

Weekly TS/MR Homework will be available until the last day of Term 4 - **22nd December 2023**

TS/MR Homework Revision Test will be available during the holiday - **25th December 2023 ~ 8th January 2024**

Term Test Review will be available from **25th December 2023** to **7th January 2024**

DISCLAIMER: DETAILS OF THE SERVICE SUBJECT TO CHANGE WITHOUT PRIOR NOTICE.